

Statutory Declaration Registration of Fittings

Building Act (B-1.1)
Regulation respecting pressure vessels (B-1.1, r. 6.1)
Boiler, pressure vessel, and pressure piping code (CSA B51)

This declaration must be filled out and sent to the Régie du bâtiment du Québec (RBQ) by pressure fitting manufacturers when they make an application registration for fittings.

For more information on the application registration for fittings, consult the www.rbq.gouv.qc.ca/fittings-pv.

1. Fittings to register

List the fittings included in this declaration and that you wish to register.

N°	Description	Additional information (detail, calculations or approval sheets)
1	Hydrogen 1/2" Quick Coupler HC404-H2	ASME B31.3 calculations, data sheet, drawings
2	400 Series 1/2" Quick Coupler	ASME B31.3 calculations, data sheet, drawings
3		
4		
5		

2. Declaration of the person in charge

The person in charge is someone in a position of authority, such as a vice-president, a plant manager or a chief engineer.

2.1 Design

I, the undersigned, Kevin Flint Managing Director
(Name of the person in charge) (Title of the person in charge)

from Oasis Engineering Ltd., located at 129 Birch Ave, Tauranga, New Zealand
(Company's name) (Plant's address)

hereby declare that the above-mentioned fittings and subject to the Regulation respecting pressure installations:

☐ comply with the requirements of the ANSI/ASME codes as to their dimensions, identification, material and purpose
or
☒ are not covered by the ANSI/ASME codes, but are in compliance with Proprietary standard
(Name of code or standard)



code or standard and are designed according to the best current engineering practice, as proven by the enclosed approval report.

2.2 Manufacturing quality control


I further declare that the manufacture of these fittings is controlled by a quality control program that complies with the requirements of the following code: ISO 9001:2015, and has been verified by Telarc Limited
(Name of code) (Authorized agency)

Signature of the person in charge: [Signature] Date (yyyy-mm-dd): 2023-05-17

3. Declaration of commissioner for oaths

I certify that this declaration has been administered before me, at <u>TAURANGA, NEW ZEALAND</u> , on <u>2023-05-17</u> .	
(Location) (Date (yyyy-mm-dd))	
Signature of <i>notary public</i> commissioner for oaths: 	Date (yyyy-mm-dd):
Stamp the seal:	
	W.B. Holland Notary Public Tauranga New Zealand

4. Registration confirmation (for RBQ's use only)

As far as I know, this application complies with the requirements of the Act and with standard CSA B51, Part 1, section 4.2, and is accepted for registration in the class _____.	
This registration expires in ten (10) years after the date of registration indicated above, and it must be validated again after this period.	
Canadian registration number (CRN):	Registration date (yyyy-mm-dd):
	

Documents to attach

Any application registration for fittings must include these documents:

- Statutory Declaration Registration of Fittings (2 copies)
- Detailed calculations or burst test report (1 copy)
- Detailed technical drawings or catalogues (2 copies)
- Example of the manufacturer's marking (1 copy)
- Proof that a valid and approved quality control program has been implemented (1 copy)
- Form Application for design registration (1 copy)

Sending the form

This declaration is necessary to submit an application for design registration. Design registration applications must be sent by email only to enregistrementdesplans@rbq.gouv.qc.ca.

Documents must be in PDF format and in separate files.