

Montréal, 22 avril 2025.

CECYLIA GARBACZ
TECHNICAL STANDARDS & SAFETY AUTHORITY
345 CARLINGVIEW DRIVE
TORONTO ONTARIO
CANADA M9W 6N9

Fabricant : ENDRESS + HAUSSER CONDUCTA INC.
4123 E LA PALMA AVE.
ANAHEIM CA
U.S.A. 92807

Numéro de dossier : 942262
Numéro(s) de dessin(s) : Scope of Registration -R-2010 Rev 0

Objet : Enregistrement des plans et devis – Confirmation de l'enregistrement

Bonjour,

Nous vous informons que votre demande d'enregistrement de plans et devis a été traitée et que cette conception a été enregistrée sous le numéro d'enregistrement canadien (NEC\CRN) suivant : **0F25726.56**.

Nous portons votre attention sur certaines exigences réglementaires concernant les installations sous pression, ainsi que des codes et normes qui y sont associés :

- Le fabricant doit maintenir un programme de contrôle de la qualité valide pour fabriquer un équipement selon ce NEC;
- Ce numéro d'enregistrement demeure valide tant et aussi longtemps que les paramètres de conception demeurent inchangés. Dans le cas d'accessoires, l'enregistrement est valide pour une durée de 10 ans à partir de la date d'enregistrement. Les documents de conception doivent alors être resoumis pour validation;
- Le fabricant doit nous transmettre une copie de la *Déclaration de conformité du constructeur (Manufacturer's Data Report)* pour chaque appareil ou chaudière fabriqué selon ce NEC dans les 30 jours suivant la signature de cette déclaration;
- Le numéro de dessin enregistré et le numéro de révision doivent être indiqués sur la déclaration de conformité pour les équipements fabriqués selon ce NEC.

Le présent avis d'approbation ne dégage pas le fabricant de ses responsabilités quant à la conception ou à la construction des équipements ou d'accessoires fabriqués selon un NEC.

Salutations distinguées,

Bureau d'expertise et d'homologation en équipements sous pression

Montréal

255, boul. Crémazie Est, 2ième étage
Montréal (Québec) H2M 1L5
Téléphone : 514 873-2546
Sans frais : 1 866 262-2084
enregistrementdesplans@rbq.gouv.qc.ca
www.rbq.gouv.qc.ca

Montréal, le 22 avril 2025.

CECYLIA GARBACZ
TECHNICAL STANDARDS & SAFETY AUTHORITY
345 CARLINGVIEW DRIVE
TORONTO ONTARIO
CANADA M9W 6N9

Manufacturer : ENDRESS + HAUSSER CONDUCTA INC.
4123 E LA PALMA AVE.
ANAHEIM CA
U.S.A. 92807

OUR REFERENCE : 942262
Design number : Scope of Registration -R-2010 Rev 0

Subject: Design registration confirmation

Hi,

We wish to inform you that your design registration application has been evaluated and that it was registered under the following Canadian Registration Number (CRN): **0F25726.56.**

The following is a reminder of your obligations regarding certain requirements of the regulation respecting pressure vessels, and the referenced codes and standards:

- The manufacturer must maintain a valid quality control program to manufacture equipment according to the CRN.
- The CRN remains valid as long as there are no changes to the design calculations that might affect the pressure boundary. The design registration of fittings expires 10 years after acceptance. It must, therefore, be resubmitted for validation.
- The manufacturer shall submit a copy of the *Manufacturer's Data Report* to us for each boiler or pressure vessel manufactured according to this CRN within 30 days following the signing of this report.
- The drawing number and the revision number registered under this CRN must be indicated on the *Manufacturer's Data Report* for equipment manufactured according to the CRN.

This notice of approval does not relieve the manufacturer of their responsibilities with respect to the design or fabrication of equipment manufactured according to this CRN.

Yours sincerely,

Bureau d'expertise et d'homologation en équipements sous pression

Montréal

255, boul. Crémazie Est, 2ième étage
Montréal (Québec) H2M 1L5
Téléphone : 514 873-2546
Sans frais : 1 866 262-2084
enregistrementdesplans@rbq.gouv.qc.ca
www.rbq.gouv.qc.ca


Building Act (B-1.1)
Regulation respecting pressure vessels (B-1.1, r. 6.1)
Boiler, pressure vessel, and pressure piping code (CSA B51)

This declaration must be filled out and sent to the Régie du bâtiment du Québec (RBQ) by pressure fitting manufacturers when they make an application registration for fittings.

For more information on the application registration for fittings, consult the www.rbg.gouv.qc.ca/fittings-pv.


1. Fittings to register

List the fittings included in this declaration and that you wish to register.

N°	Description	Additional information (detail, calculations or approval sheets)
1	FLOW ASSEMBLY	
2	SCOPE OF CRN, REPORTS	
3	DRAWINGS	
4	CALCULATIONS	
5	COMPANY LOGO - SEE RIGHT	

2. Declaration of the person in charge

The person in charge is someone in a position of authority, such as a vice-president, a plant manager or a chief engineer.

2.1 Design	
I, the undersigned, <u>Leonard Ambrosini</u>	<u>General Manager</u>
(Name of the person in charge)	(Title of the person in charge)
from <u>Endress+Hauser Conducta Inc</u> ,	located at <u>See Attached Worldwide Locations Appendix</u>
(Company's name)	(Plant's address)
hereby declare that the above-mentioned fittings and subject to the Regulation respecting pressure installations: <input checked="" type="checkbox"/> comply with the requirements of the ANSI/ASME codes as to their dimensions, identification, material and purpose or <input type="checkbox"/> are not covered by the ANSI/ASME codes, but are in compliance with _____ (Name of code or standard)	
code or standard and are designed according to the best current engineering practice, as proven by the enclosed approval report.	
2.2 Manufacturing quality control	
I further declare that the manufacture of these fittings is controlled by a quality control program that complies with the requirements of the following code: <u>ISO 9001:2015</u> , and has been verified by <u>SQS</u>	
(Name of code)	(Authorized agency)
Signature of the person in charge: 	Date (yyyy-mm-dd): <u>12-19-23</u>

3. Declaration of commissioner for oaths

I certify that this declaration has been administered before me, at _____, on _____.

(Location)

(Date (yyyy-mm-dd)):

Signature of commissioner for oaths:

Date (yyyy-mm-dd):

Stamp the seal:

See attached acknowledgment

4. Registration confirmation (for RBQ's use only)

As far as I know, this application complies with the requirements of the Act and with standard CSA B51, Part 1, section 4.2, and is accepted for registration in the class _____.

This registration expires in ten (10) years after the date of registration indicated above, and it must be validated again after this period.

Canadian registration number (CRN):

Registration date (yyyy-mm-dd):



Documents to attach

Any application registration for fittings must include these documents:

- Statutory Declaration Registration of Fittings (2 copies)
- Detailed calculations or burst test report (1 copy)
- Detailed technical drawings or catalogues (2 copies)
- Example of the manufacturer's marking (1 copy)
- Proof that a valid and approved quality control program has been implemented (1 copy)
- Form Application for design registration (1 copy)

Sending the form

This declaration is necessary to submit an application for design registration. Design registration applications must be sent by email only to enregistrementsplans@rbq.gouv.qc.ca.

Documents must be in PDF format and in separate files.

CALIFORNIA ALL- PURPOSE CERTIFICATE OF ACKNOWLEDGMENT

A notary public or other officer completing this certificate verifies only the identity of the individual who signed the document to which this certificate is attached, and not the truthfulness, accuracy, or validity of that document.

State of California }

County of Orange }

On 12/19/2023 before me, Laurel Boles (Here insert name and title of the officer)

personally appeared Leonard Ambrosini,
 who proved to me on the basis of satisfactory evidence to be the person(s) whose
 name(s) is are subscribed to the within instrument and acknowledged to me that
~~he~~ she / they executed the same in his / her / their authorized capacity(ies), and that by
~~his~~ / her / their signature(s) on the instrument the person(s), or the entity upon behalf of
 which the person(s) acted, executed the instrument.

I certify under PENALTY OF PERJURY under the laws of the State of California that
 the foregoing paragraph is true and correct.

WITNESS my hand and official seal.



Notary Public Signature

(Notary Public Seal)



ADDITIONAL OPTIONAL INFORMATION

DESCRIPTION OF THE ATTACHED DOCUMENT

Quebec Statutory Declaration Registration

(Title or description of attached document)

of Fittings

(Title or description of attached document continued)

Number of Pages 2 Document Date 12/19/2023

CAPACITY CLAIMED BY THE SIGNER

- Individual (s)
 Corporate Officer


(Title)

- Partner(s)
 Attorney-in-Fact
 Trustee(s)
 Other _____

INSTRUCTIONS FOR COMPLETING THIS FORM

This form complies with current California statutes regarding notary wording and, if needed, should be completed and attached to the document. Acknowledgments from other states may be completed for documents being sent to that state so long as the wording does not require the California notary to violate California notary law.

- State and County information must be the State and County where the document signer(s) personally appeared before the notary public for acknowledgment.
- Date of notarization must be the date that the signer(s) personally appeared which must also be the same date the acknowledgment is completed.
- The notary public must print his or her name as it appears within his or her commission followed by a comma and then your title (notary public).
- Print the name(s) of document signer(s) who personally appear at the time of notarization.
- Indicate the correct singular or plural forms by crossing off incorrect forms (i.e. ~~he/she/they~~, is / are) or circling the correct forms. Failure to correctly indicate this information may lead to rejection of document recording.
- The notary seal impression must be clear and photographically reproducible. Impression must not cover text or lines. If seal impression smudges, re-seal if a sufficient area permits, otherwise complete a different acknowledgment form.
- Signature of the notary public must match the signature on file with the office of the county clerk.
 - ❖ Additional information is not required but could help to ensure this acknowledgment is not misused or attached to a different document
 - ❖ Indicate title or type of attached document, number of pages and date
 - ❖ Indicate the capacity claimed by the signer. If the claimed capacity is a corporate officer, indicate the title (i.e. CEO, CFO, Secretary).
- Securely attach this document to the signed document with a staple.



SCOPE OF CRN REGISTRATION

Description	EH TI Document	Design Standard	Materials of Construction	Design Report
OUA260 Flow Assembly for Sensors	TI00418C/07/EN/17.21	ASME B31.3, ASME B31.1	ASTM A479-316L, ASTM A182-F316L	R-2010 Rev. 0
Process Connections (Note 3)				
ASME BPE Clamp Ferrule (Tri-Clamp): 1/4", 3/8", 1/2", 3/4", 1", 1-1/2", 2" Clamp Ferrule		230 psig at 266°F / 16 barg at 130°C,		0°F / 0°C
ASME BPE Clamp Ferrule (Tri-Clamp): 2-1/2", 3", 4" Clamp Ferrule		150 psig at 266°F / 10 barg at 130°C		320°F / 0°C
Threaded: 1" FNPT, 2" FNPT		300 psig at 266°F / 20 barg at 130°C		
CL150 Flanged: 2", 3", 4"		150 psig at 266°F / 10 barg at 130°C		

Note 1) MAWP = Maximum Allowable Working Pressure, MAWT = Maximum Allowable Working Temperature, MDMT = Minimum Design Metal Temperature.

Note 2) Products that are to operate at low temperatures shall conform to the rules of the applicable codes under which they are used.

Note 3) The ASME BPE Clamp Ferrule connections shall be used with a clamp designed for use with the applicable ASME BPE fitting (process connections), however the assembly clamp is not part of this CRN. Pressure-Temperature ratings may be limited by the clamp type used in the joint assembly. The clamp used to complete the joint shall have its own CRN.

Note 4) See Attached List of Endress+Hauser Manufacturing locations applicable to this CRN.

WORLDWIDE LOCATIONS APPENDIX – PAGE 1 OF 1

**ENDRESS+HAUSER CONDUCTA GMBH & CO. KG LOCATIONS
& CERTIFYING AUTHORITIES**

(rev. June 17, 2020)

Endress+Hauser Conducta GmbH & Co. KG

Dieselstrasse 24 / Postfach 100 154

70839 Gerlingen

Germany

ISO 9001 Certified by SQS

Endress+Hauser Conducta GmbH & Co. KG

Siemensstraße 2

64823 Groß-Umstadt

Germany

ISO 9001 Certified by SQS

Endress+Hauser Conducta Waldheim

Gewerbegebiet Richzenhain

Landsberger Straße 28

04736 Waldheim

Germany

ISO 9001 Certified by SQS

Endress+Hauser Conducta, Inc.

4123 East La Palma Ave, Suite 200

Anaheim, CA 92807

United States of America

ISO 9001 Certified by SQS

**Endress+Hauser Analytical Instruments
(Suzhou) Co., Ltd.**

No. 31 JiangTianLiLu

Suzhou Industrial Park 215126

People's Republic of China

ISO 9001 Certified by SQS