



Montréal, 16 juin 2020

MME TANYA FRANCIS
TECHNICAL STANDARDS & SAFETY AUTHORITY
345 CARLINGVIEW DRIVE
TORONTO ONTARIO
CANADA M9W6N9

Fabricant : ENDRESS + HAUSER CONDUCTA INC

Numéro de dossier : 951075

Numéro(s) de dessin (s) : CONDUMAX CLS16/CLS16D/CLS16E PER SCOPE OF REGISTRATION

Objet : Enregistrement des plans et devis – Confirmation de l'enregistrement

Madame,

La Régie du bâtiment du Québec (RBQ) vous informe que votre demande d'enregistrements de plans et devis a été traitée et que cette conception a été enregistrée sous le numéro d'enregistrement canadien (NEC\CRN) : 0F19698.56

Nous portons à votre attention cette exigence applicable à la réglementation sur les installations sous pression et des codes et normes qui y sont associés :

- Le constructeur doit maintenir un système de contrôle de la qualité valide pour fabriquer selon ce NEC.

Le présent avis d'approbation ne dégage pas le constructeur de ses responsabilités quant à la conception ou à la construction des équipements fabriqués selon ce NEC.

Salutations distinguées,

Bureau d'expertise et d'homologation en équipements sous pression

Montréal

545, boul. Crémazie Est, 7^e étage

Montréal (Québec) H2M 2V2

Téléphone : 514 873-6459

Sans frais : 1 866 262-2084

www.rbq.gouv.qc.ca



Montreal, June 16, 2020

MRS TANYA FRANCIS
TECHNICAL STANDARDS & SAFETY AUTHORITY
345 CARLINGVIEW DRIVE
TORONTO ONTARIO
CANADA M9W6N9

Manufacturer : ENDRESS + HAUSER CONDUCTA INC

Our reference : 951075

Design number : CONDUMAX CLS16/CLS16D/CLS16E PER SCOPE OF REGISTRATION

Subject: Registration of designs – Confirmation of approval

Dear Madam,

The Régie du bâtiment du Québec (RBQ) informs you that your application for the registration of designs has been evaluated and that the design was registered under the Canadian Registration Number (CRN\NEC) : 0F19698.56

We bring your attention this requirement of the regulation respecting pressure installations, and the codes and standards adopted:

- The manufacturer must maintain a valid quality control program to produce according to the CRN.

This notice of approval does not relieve the constructor of his responsibilities with respect to the design or construction of equipment manufactured according to this CRN.

Yours sincerely,

Bureau d'expertise et d'homologation en équipements sous pression

Montréal

545, boul. Crémazie Est, 7^e étage

Montréal (Québec) H2M 2V2

Téléphone : 514 873-6459

Sans frais : 1 866 262-2084

www.rbq.gouv.qc.ca

Statutory Declaration Registration of Fittings

(a) Design Qualification

Endress+Hauser 

I¹ LEONARD AMBROSINI
(Name of applicant)

GENERAL MANAGER
(Position eg, president, plant manager, chief eng.)

of ENDRESS+HAUSER CONDUCTA INC.
(name of company)

Located at SEE ATTACHED WORLDWIDE LOCATIONS APPENDIX
(plant address)

do solemnly declare that the fittings listed hereunder, which are subject to the Boilers & Pressure Vessels Act:

- comply with all the requirements of the ANSI/ASME codes as to their dimensions, material, identification & service for which are required:
- Or
- are not covered by the provisions of the ANSI/ASME codes, and are therefore constructed to comply with _____
_____ code and standard, and are designed to the best current engineering practice, as shown by the supporting test data.

(b) Quality control of Manufacture

I further declare the manufacture of these fittings is controlled by a quality control program which complies with the requirements of ISO 9001 _____, and has been verified by the following authority or authorized agency SQS

The fittings² covered by this declaration, for which I seek registration, are CATEGORY F

In support of the application, the following information, calculations and/or test data are attached:
DRAWINGS, CALCULATIONS, REPORTS, SCOPE OF CRN

Declared before me at _____
In the of _____ of _____
The _____ day of _____ AD 200

See attached acknowledgment


_____ _____
A (commissioner for oaths) Signature of Declarer³

For Official Use Only

The application is accepted for registration in Category _____ in accordance with the Boilers and Pressure Vessels Act and CSA Standard B51.

This registration must be revalidated after ten (10) years from the date of acceptance.

Registered Number CRN _____ For the Chief Inspector _____
Date _____



¹ Three completed copied of Statutory Declaration form together with three copies of Catalogs, drawings of Bulletins illustrating above fittings shall be submitted.

² All fittings are required to be registered in the name of the Manufacturer.

³ This form shall be completed and signed by the president of highest official in the manufacturing plan where the fitting is produced.

CALIFORNIA ALL- PURPOSE CERTIFICATE OF ACKNOWLEDGMENT

A notary public or other officer completing this certificate verifies only the identity of the individual who signed the document to which this certificate is attached, and not the truthfulness, accuracy, or validity of that document.

State of California }

County of Orange }

On 01/29/2020 before me, Laurel Boles,
(Here insert name and title of the officer)


personally appeared Leonard Ambrosini,
who proved to me on the basis of satisfactory evidence to be the person(s) whose name(s) ~~is~~ are subscribed to the within instrument and acknowledged to me that ~~he~~ she/they executed the same in ~~his~~ her/their authorized capacity(ies), and that by ~~his~~ her/their signature(s) on the instrument the person(s), or the entity upon behalf of which the person(s) acted, executed the instrument.

I certify under PENALTY OF PERJURY under the laws of the State of California that the foregoing paragraph is true and correct.

WITNESS my hand and official seal.

Laurel Boles
Notary Public Signature

(Notary Public Seal)



ADDITIONAL OPTIONAL INFORMATION

DESCRIPTION OF THE ATTACHED DOCUMENT

Quebec Statutory Declaration

(Title or description of attached document)

Registration of Fittings

(Title or description of attached document continued)

Number of Pages 1 Document Date 01/29/2020

CAPACITY CLAIMED BY THE SIGNER

- Individual (s)
 Corporate Officer

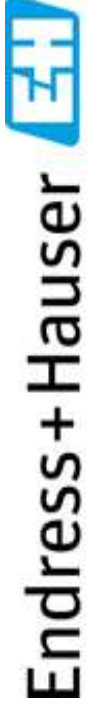
(Title)

- Partner(s)
 Attorney-in-Fact
 Trustee(s)
 Other _____

INSTRUCTIONS FOR COMPLETING THIS FORM

This form complies with current California statutes regarding notary wording and, if needed, should be completed and attached to the document. Acknowledgments from other states may be completed for documents being sent to that state so long as the wording does not require the California notary to violate California notary law.

- State and County information must be the State and County where the document signer(s) personally appeared before the notary public for acknowledgment.
- Date of notarization must be the date that the signer(s) personally appeared which must also be the same date the acknowledgment is completed.
- The notary public must print his or her name as it appears within his or her commission followed by a comma and then your title (notary public).
- Print the name(s) of document signer(s) who personally appear at the time of notarization.
- Indicate the correct singular or plural forms by crossing off incorrect forms (i.e. he/she/they- is /are) or circling the correct forms. Failure to correctly indicate this information may lead to rejection of document recording.
- The notary seal impression must be clear and photographically reproducible. Impression must not cover text or lines. If seal impression smudges, re-seal if a sufficient area permits, otherwise complete a different acknowledgment form.
- Signature of the notary public must match the signature on file with the office of the county clerk.
 - ❖ Additional information is not required but could help to ensure this acknowledgment is not misused or attached to a different document.
 - ❖ Indicate title or type of attached document, number of pages and date.
 - ❖ Indicate the capacity claimed by the signer. If the claimed capacity is a corporate officer, indicate the title (i.e. CEO, CFO, Secretary).
- Securely attach this document to the signed document with a staple.



SCOPE OF CRN REGISTRATION

PRODUCT DESCRIPTION

Description	Design Standard	End Connections	Drawings	EH TI Document
CONDUMAX CLS16D/CLS16E/ CLS16	ASME B31.3, ASME B31.1, ASME BPE, ASME VIII-1 UG-101	1", 1-1/2" and 2" ASME BPE, ISO2852, DIN 3276 Ferrule (Note 1), DN50 Varivent (Note 1), BioControl D50	414105, 414113, 134267-0002, 134267-0003, 134267-0004, 134267- 0005	TI00227C/07/EN/15.14

PRESSURE - TEMPERATURE RATINGS

MDMT	MAWP AT 68 F	MAWP AT 248 F	MAWP AT 302 F	NOTES
23F	188 psia	130 psia	87 psia	It is recommended that the sensor be subjected to sterilization at 302F for only a short time (45 minutes approximately)

MATERIALS OF CONSTRUCTION

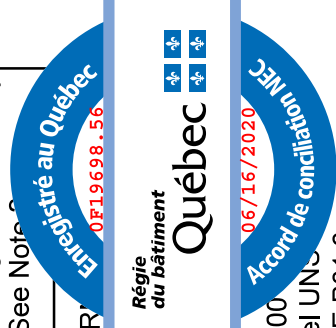
PROCESS HOUSING MATERIAL (NOTE 2)	SENSOR SHELL MATERIAL	NOTES
STAINLESS STEEL 1.4435 TYPE 316L UNS S31603	POLYPHENYLENE SULFIDE PLASTIC, ASTM A479-316L, STAINLESS STEEL 1.4435 TYPE 316L, UNS S31603, ELASTOMERS	Optional process housing materials may be used. See Notes 1 and 2.

Note 1) The ASME BPE Ferrule and Varivent connection shall be used with a clamp, however the assembly clamp is not part of this CRN. Pressure-Temperature ratings may be limited by the clamp type used in the joint assembly. The clamp used to complete the joint shall be its own CRN and shall have pressure-temperature ratings the same or higher than the product ratings.

Note 2) The following additional alloys of superior or equivalent properties to those listed above are also included in the scope of registration: Type 304 S.Steel UNS S30400, Type 304L S.Steel UNS S30403, Type 316 S.Steel UNS S31600, Type 316L S.Steel UNS S31603, Alloy 20 UNS N08020, Hastelloy C-276 UNS N10276, Hastelloy C22 UNS N06022, Hastelloy B3 UNS N10676, Monel 400 UNS N04400 (Note Monel 400 limited to 100F max.), Inconel 600 UNS N06600, Inconel 625 UNS N06625, Inconel 825 UNS N08825, Duplex S.Steel UNS S32250, Super Duplex UNS S32760, Titanium Grade 3 UNS R50550 (Note Titanium limited to 247F max. for ASME B31.3 service and 173F max. for ASME B31.1 Service.)

Note 3) In accordance with ASME B31.1 para. 123.1.2(D) when this product is manufactured from a ASME B31.1 unlisted material and used under the ASME B31.1 code the facility owner must accept the use of the unlisted material.

Note 4) See Attached List of Endress+Hauser Manufacturing locations applicable to this CRN.



WORLDWIDE LOCATIONS APPENDIX – PAGE 1 OF 1

**ENDRESS+HAUSER CONDUCTA GMBH & CO. KG LOCATIONS
& CERTIFYING AUTHORITIES**

(rev. November 30, 2018)

Endress+Hauser Conducta GmbH & Co. KG

Dieselstrasse 24 / Postfach 100 154
70839 Gerlingen
Germany
ISO 9001 Certified by SQS

Endress+Hauser Conducta GmbH & Co. KG

Siemensstraße 2
64823 Groß-Umstadt
Germany
ISO 9001 Certified by SQS

Endress+Hauser Conducta Waldheim

Gewerbegebiet Richzenhain
Landsberger Straße 28
04736 Waldheim
Germany
ISO 9001 Certified by SQS

Endress+Hauser Conducta, Inc.

4123 East La Palma Ave, Suite 200
Anaheim, CA 92807
United States of America
ISO 9001 Certified by SQS

**Endress+Hauser Analytical Instruments
(Suzhou) Co., Ltd.**

491 Su-Hong-Zhong-Lu
China-Singapore Industrial Park
Suzhou, Jiangsu Province
China
ISO 9001 Certified by SQS

