

Montréal, le 1 avril 2021.

MRS. TANYA FRANCIS
TECHNICAL STANDARDS & SAFETY AUTHORITY
345 CARLINGVIEW DRIVE
TORONTO ON
CANADA M9W 6N9

Manufacturer : GC VALVES, LLC.
456 CROMPTON ST,
CHARLOTTE, NC
USA 28274

OUR REFERENCE : 949754
Design number : PER SCOPE OF REGISTRATION

Subject: Design registration confirmation

Hi,

We wish to inform you that your design registration application has been evaluated and that it was registered under the following Canadian Registration Number (CRN): **0C22902.56**.

The following is a reminder of your obligations regarding certain requirements of the regulation respecting pressure vessels, and the referenced codes and standards:

- The manufacturer must maintain a valid quality control program to manufacture equipment according to the CRN.
- The CRN remains valid as long as there are no changes to the design calculations that might affect the pressure boundary. The design registration of fittings expires 10 years after acceptance. It must, therefore, be resubmitted for validation.
- The manufacturer shall submit a copy of the *Manufacturer's Data Report* to us for each equipment manufactured according to this CRN within 30 days following the signing of this report.
- The drawing number and the revision number registered under this CRN must be indicated on the *Manufacturer's Data Report* for equipment manufactured according to the CRN.

This notice of approval does not relieve the manufacturer of their responsibilities with respect to the design or fabrication of equipment manufactured according to this CRN.

Yours sincerely,

Bureau d'expertise et d'homologation en équipements sous pression

Montréal

545, boul. Crémazie Est, 7ième étage
Montréal (Québec) H2M 2V2
Téléphone : 514 873-6459
Sans frais : 1 866 262-2084
www.rbq.gouv.qc.ca

Montréal, 1 avril 2021.

MADAME TANYA FRANCIS
TECHNICAL STANDARDS & SAFETY AUTHORITY
345 CARLINGVIEW DRIVE
TORONTO ON
CANADA M9W 6N9

Fabricant : GC VALVES, LLC.
456 CROMPTON ST,
CHARLOTTE, NC
USA 28274

Numéro de dossier : 949754
Numéro(s) de dessin(s) : PER SCOPE OF REGISTRATION

Objet : Enregistrement des plans et devis – Confirmation de l'enregistrement

Bonjour,

Nous vous informons que votre demande d'enregistrement de plans et devis a été traitée et que cette conception a été enregistrée sous le numéro d'enregistrement canadien (NEC\CRN) suivant : **0C22902.56**.

Nous portons votre attention sur certaines exigences réglementaires concernant les installations sous pression, ainsi que des codes et normes qui y sont associés :

- Le fabricant doit maintenir un programme de contrôle de la qualité valide pour fabriquer un équipement selon ce NEC;
- Ce numéro d'enregistrement demeure valide tant et aussi longtemps que les paramètres de conception demeurent inchangés. Dans le cas d'accessoires, l'enregistrement est valide pour une durée de 10 ans à partir de la date d'enregistrement. Les documents de conception doivent alors être resoumis pour validation;
- Le fabricant doit nous transmettre une copie de la *Déclaration de conformité du constructeur (Manufacturer's Data Report)* pour chaque appareil ou chaudière fabriqué selon ce NEC dans les 30 jours suivant la signature de cette déclaration;
- Le numéro de dessin enregistré et le numéro de révision doivent être indiqués sur la déclaration de conformité pour les équipements fabriqués selon ce NEC.

Le présent avis d'approbation ne dégage pas le fabricant de ses responsabilités quant à la conception ou à la construction des équipements ou d'accessoires fabriqués selon un NEC.

Bureau d'expertise et d'homologation en équipements sous pression

Montréal

545, boul. Crémazie Est, 7ième étage

Montréal (Québec) H2M 2V2

Téléphone : 514 873-6459

Sans frais : 1 866 262-2084

www.rbq.gouv.qc.ca

Statutory Declaration Registration of Fittings

(a) Design Qualification

1 SHANE FINCHER (Name of applicant)

QUALITY CONTROL MANAGER (Position eg, president, plant manager, chief eng.)

of GC VALVES, LLC (name of company)



Located at 456 CROMPTON ST., CHARLOTTE, NC, 28273 (plant address)

do solemnly declare that the fittings listed hereunder, which are subject to the Boilers & Pressure Vessels Act:

- comply with all the requirements of the ANSI/ASME codes as to their dimensions, material, identification & service for which are required:
Or
are not covered by the provisions of the ANSI/ASME codes, and are therefore constructed to comply with code and standard, and are designed to the best current engineering practice, as shown by the supporting test data.

(b) Quality control of Manufacture

I further declare the manufacture of these fittings is controlled by a quality control program which complies with the requirements of CSA B51 ANNEX F, and has been verified by the following authority or authorized agency HSB


The fittings covered by this declaration, for which I seek registration, are CATEGORY C SOLENOID VALVES

In support of the application, the following information, calculations and/or test data are attached: SCOPE OF CRN, DRAWINGS, CALCULATIONS, REPORTS

Declared before me at UPS Store # 6887

In the of County of Mecklenburg

The 18th day of June AD 2020



Signature of Commissioner for oaths

Signature of Declarer

Commission Expires: 03/25/2023

For Official Use Only


The application is accepted for registration in Category in accordance with the Boilers & Pressure Vessels Act and CSA Standard B51.

This registration must be revalidated after ten (10) years from the date of acceptance.

Registered Number CRN

For the Chief Inspector

Date



1 Three completed copies of Statutory Declaration form together with three copies of Catalogs, drawings of Bulletins illustrating above fittings shall be submitted.
2 All fittings are required to be registered in the name of the Manufacturer.
3 This form shall be completed and signed by the president or highest official in the manufacturing plant where the fitting is produced.

GC VALVES, LLC
 456 CROMPTON ST.
 CHARLOTTE, NC
 28273, USA

25-Sep-20

PAGE 1 OF 1



THIS IS PART OF CRN
 0C22902.5
 Technical Standards and Safety Authority
 Boilers and Pressure Vessels Safety
 Program

SCOPE OF CRN REGISTRATION

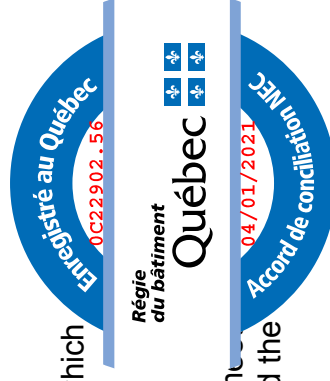
Product Description	Series	Design Code	End Connection	Size Range Inlet/Outlet	Material Specification (Note 4)	MAWP at MAWT (psig) (Note 1,2,3)	Report Number
Solenoid Valve - 2 Way	S20, S21, S27	ASME B31.3	NPT	3/8", 1/2", 3/4"	Stainless Steel	200 psig at 300°F	R-0884 Rev. 0
				1", 1-1/4", 1-1/2"	Brass	200 psig at 300°F	
				2"	Stainless Steel	200 psig at 300°F	
					Brass	200 psig at 293°F	
						192 psig at 300°F	

Note 1: MAWP = Maximum Allowable Working Pressure, MAWT = Maximum Allowable Working Temperature.

Note 2: The pressure-temperature ratings shown are the maximum CRN pressure-temperature ratings. In all cases the pressure-temperature ratings may be limited by the seat and seal materials. Please consult GC Valves.

Note 3: For low temperature operation the products shall conform to the rules of the applicable codes under which they are used.

Note 4: Stainless Steel = ASTM A351-CF8M
 Brass = ASTM B124/B283 UNS C37700 Brass where ASTM B124 material shall in all cases meet the requirements specified in ASTM B283. The minimum yield strength shall be 18,000 psi and the minimum tensile strength shall be 50,000 psi.



MANUFACTURING PROGRAM

Valve Drawing	Valve Size	GC Valves Series No.
Z201.C	3/8"	S20
Z201.D	1/2"	S20
Z201.E	3/4"	S20
Z201.F	1"	S20
Z201.G	1-1/4"	S20
Z201.H	1-1/2"	S20
Z202.C	3/8"	S20
Z202.D	1/2"	S20
Z202.E	3/4"	S20
Z211.C	3/8"	S21
Z211.D	1/2"	S21
Z211.E	3/4"	S21
Z211.F	1"	S21
Z211.G	1-1/4"	S21
Z211.H	1-1/2"	S21
Z211.J	2"	S21
Z212.C	3/8"	S21
Z212.D	1/2"	S21
Z212.E	3/4"	S21
Z212.F	1"	S21
Z212.G	1-1/4"	S21
Z212.H	1-1/2"	S21
Z212.J	2"	S21
Z271.F	1"	S27
Z271.G	1-1/4"	S27
Z271.H	1-1/2"	S27
Z271.J	2"	S27
Z272.F	1"	S27
Z272.G	1-1/4"	S27
Z272.H	1-1/2"	S27
Z272.J	2"	S27

THIS IS PART OF CRN
 0C22902.5
 Technical Standards and Safety Authority
 Boilers and Pressure Vessels Safety
 Program



Assembly drawings are presented in **Appendix A** . Body and bonnet machining drawings are presented in **Appendix B** .