

Montréal, 13 mars 2026.

TANYA FRANCIS  
TECHNICAL STANDARDS & SAFETY AUTHORITY  
345 CARLINGVIEW DRIVE  
TORONTO ONTARIO  
CANADA M9W 6N9

Fabricant : ACME CRYGENICS, INC.  
2801 MITCHELL AVENUE  
ALLENTOWN PENNSYLVANIA  
U.S.A. 18103

Numéro de dossier : 940730  
Numéro(s) de dessin(s) : 000-A-08772 Rev C, 001-A-08772 Rev C  
0H25774.25

**Objet : Enregistrement des plans et devis – Confirmation de l'enregistrement**

Bonjour,

Nous vous informons que votre demande d'enregistrement de plans et devis a été traitée et que cette conception a été enregistrée sous le numéro d'enregistrement canadien (NEC\CRN) suivant : **0H25774.26**.

Nous portons votre attention sur certaines exigences réglementaires concernant les installations sous pression, ainsi que des codes et normes qui y sont associés :

- Le fabricant doit maintenir un programme de contrôle de la qualité valide pour fabriquer un équipement selon ce NEC;
- Ce numéro d'enregistrement demeure valide tant et aussi longtemps que les paramètres de conception demeurent inchangés. Dans le cas d'accessoires, l'enregistrement est valide pour une durée de 10 ans à partir de la date d'enregistrement. Les documents de conception doivent alors être resoumis pour validation;
- Le fabricant doit nous transmettre une copie de la *Déclaration de conformité du constructeur (Manufacturer's Data Report)* pour chaque appareil ou chaudière fabriqué selon ce NEC dans les 30 jours suivant la signature de cette déclaration;
- Le numéro de dessin enregistré et le numéro de révision doivent être indiqués sur la déclaration de conformité pour les équipements fabriqués selon ce NEC.

Le présent avis d'approbation ne dégage pas le fabricant de ses responsabilités quant à la conception ou à la construction des équipements ou d'accessoires fabriqués selon un NEC.

Salutations distinguées,

Direction des équipements sous pression

**Montréal**

255, boul. Crémazie Est, 2<sup>ième</sup> étage  
Montréal (Québec) H2M 1L5  
Téléphone : 514 873-2546  
Sans frais : 1 866 262-2084  
[enregistrementdesplans@rbq.gouv.qc.ca](mailto:enregistrementdesplans@rbq.gouv.qc.ca)  
[www.rbq.gouv.qc.ca](http://www.rbq.gouv.qc.ca)

Montréal, le 13 mars 2026.

TANYA FRANCIS  
TECHNICAL STANDARDS & SAFETY AUTHORITY  
345 CARLINGVIEW DRIVE  
TORONTO ONTARIO  
CANADA M9W 6N9

Manufacturer : ACME CRYGENICS, INC.  
2801 MITCHELL AVENUE  
ALLENTOWN PENNSYLVANIA  
U.S.A. 18103

OUR REFERENCE : 940730  
Design number : 000-A-08772 Rev C, 001-A-08772 Rev C  
OH25774.25

**Subject: Design registration confirmation**

Hi,

We wish to inform you that your design registration application has been evaluated and that it was registered under the following Canadian Registration Number (CRN): **OH25774.26**.

The following is a reminder of your obligations regarding certain requirements of the regulation respecting pressure vessels, and the referenced codes and standards:

- The manufacturer must maintain a valid quality control program to manufacture equipment according to the CRN.
- The CRN remains valid as long as there are no changes to the design calculations that might affect the pressure boundary. The design registration of fittings expires 10 years after acceptance. It must, therefore, be resubmitted for validation.
- The manufacturer shall submit a copy of the *Manufacturer's Data Report* to us for each boiler or pressure vessel manufactured according to this CRN within 30 days following the signing of this report.
- The drawing number and the revision number registered under this CRN must be indicated on the *Manufacturer's Data Report* for equipment manufactured according to the CRN.

This notice of approval does not relieve the manufacturer of their responsibilities with respect to the design or fabrication of equipment manufactured according to this CRN.

Yours sincerely,


Direction des équipements sous pression

**Montréal**

255, boul. Crémazie Est, 2ième étage  
Montréal (Québec) H2M 1L5  
Téléphone : 514 873-2546  
Sans frais : 1 866 262-2084  
[enregistrementdesplans@rbq.gouv.qc.ca](mailto:enregistrementdesplans@rbq.gouv.qc.ca)  
[www.rbq.gouv.qc.ca](http://www.rbq.gouv.qc.ca)

THIS DRAWING AND THE INFORMATION OR DATA CONTAINED HEREIN ARE CONSIDERED PROPRIETARY TO ACME CRYOGENICS, INC. AND IS NOT TO BE COPIED, REPRODUCED, DUPLICATED, OR DISCLOSED TO OTHERS IN WHOLE OR PART WITHOUT THE PRIOR WRITTEN CONSENT OF ACME CRYOGENICS, INC. THE DRAWING SHOULD BE RETURNED AS SOON AS IT HAS SERVED THE PURPOSES FOR WHICH IT IS FURNISHED AND WHILE IN THE POSSESSION OF THE RECIPIENT, SHOULD BE PROPERLY SAFEGUARDED AGAINST DISCLOSURE TO ANYONE EXCEPT EMPLOYEES WHO REQUIRE IT FOR WORK OR A JOB. THIS RESTRICTION SHALL NOT APPLY TO INFORMATION OR DATA CONTAINED HEREIN WHICH AS AVAILABLE TO THE PUBLIC GENERALLY.

DWG. NO. 001-A-08772




PRODUCT DESCRIPTION	PART NO. (MALE ASSY)	PART NO. (FEMALE ASSY)	PRIMARY PRESSURE RETAINING COMPONENTS	ASME / ANSI DESIGN STANDARD	SIZE OR SIZE RANGE	DESIGN PRESSURE @ MAX TEMPERATURE	MDMT	ACTUAL WALL THICKNESS VS MIN REQUIRED	END CONNECTION & SIZE RANGE	ASME / ASTM MATERIAL SPECIFICATION	REF CALCULATION	DRAWING NO.
MODEL DS (Acme) BAYONET 250# LH2/LHE LENGTH	C-01870 C-01870-316 C-01870JKTA C-01870JKTA-316	C-01871 C-01871-316 C-01871JKTA C-01871JKTA-316	FLANGE; TUBE; PIPE; NOSE PIECE; GASKET; BOLTS	ASME B31.3	NPS 1½ X 3	265 PSI (250 PSIG+FV) @150 °F	-452 °F	Tube: 0.044 / 0.019 Pipe: 0.109 / 0.015	NPS 1½ BWE	SA-182 F 304/304L (316/316L); SA-213 TP 304/304L (316/316L); SA-312 TP 304/304L (316/316L); SA-479 304/304L (316/316L); FLEX GRAPHITE / 304SS (316SS); SA-320 B8, CL.1	E240027-1.02	000-A-08772
MODEL DS (Acme) BAYONET 250# LH2/LHE LENGTH	C-01817 C-01817-316 C-01817JKTA C-01817JKTA-316	C-01818 C-01818-316 C-01818JKTA C-01818JKTA-316	FLANGE; TUBE; PIPE; GASKET; BOLTS	ASME B31.3	NPS 1 X 2½	265 PSI (250 PSIG+FV) @150 °F	-452 °F	Tube: 0.035 / 0.014 Pipe: 0.109 / 0.010	NPS 1 BWE	SA-182 F 304/304L (316/316L); SA-213 TP 304/304L (316/316L); SA-312 TP 304/304L (316/316L); FLEX GRAPHITE / 304SS (316SS); SA-320 B8, CL.1	E240027-1.02	000-A-08772

**NOTES: (UNLESS OTHERWISE SPECIFIED)**

1. BASE METAL AND WELD METAL DEPOSITS SHALL BE IMPACT TESTED IN ACCORDANCE WITH ASME B31.3, PARA. 323.2.2

<p>UNLESS OTHERWISE SPECIFIED</p> <p>1. THE FOLLOWING TOLERANCES APPLY:          .XX: ± .01" .XXX: ± .005"          FRACTIONS: ± 1/32" ANGLES: ± 0.5°</p> <p>2. ALL DIMENSIONS ARE IN INCHES.</p> <p>3. REMOVE ALL BURRS AND SHARP EDGES TO .015 MAX.</p> <p>4. MACHINED SURFACES TO BE 125 MICRO-INCHES OR BETTER.</p> <p>5. DO NOT SCALE DRAWING.</p>				<div style="border: 2px solid red; padding: 5px; font-weight: bold; font-size: 1.2em;">ORIGINAL</div>	
	DESIGN BY	DMR	DATE		02/17/2016
	DRWN BY	DMR	DATE		05/01/2024
	CHECKED BY	BL	DATE		05/01/2024
	APPROVED BY	TJS	DATE		05/02/2024
PRODUCT	NEXT ASSY	NO. REQ'D			

C	SEE ECN 10768	11/12/25	DMR	TJS
B	DESIGN PRESSURE WAS 250 PSIG - ECN 10664	10/14/25	DMR	DMR
A	INITIAL RELEASE - NPI0220	05/02/24	DMR	TJS
REV.	DESCRIPTION	DATE	BY	APP'D.
<p>TITLE</p> <p>SCOPE OF REGISTRATION          CRN          BAYONET ASSEMBLIES          ACME DS 250# LH2/LHE          REF: E240027-1</p>		 PART OF OPW   a DOVER company		
		<p>DWG. NO. <b>001-A-08772</b></p>		
SCALE	N/A	WEIGHT	N/A	SHEET 1 OF 1
			REV.	C

# Statutory Declaration Registration of Fittings


Building Act (B-1.1)  
Regulation respecting pressure vessels (B-1.1, r. 6.1)  
Boiler, pressure vessel, and pressure piping code (CSA B51)

This declaration must be filled out and sent to the Régie du bâtiment du Québec (RBQ) by pressure fitting manufacturers when they make an application registration for fittings.

For more information on the application registration for fittings, consult the [www.rbq.gouv.qc.ca/fittings-pv](http://www.rbq.gouv.qc.ca/fittings-pv).

## 1. Fittings to register

List the fittings included in this declaration and that you wish to register.

N°	Description	Additional information (detail, calculations or approval sheets)
1	DRAWING 001-A-08772, REV. <del>A</del> , C	
2	SCOPE OF CRN REGISTRATION,	
3	REPORTS	
4		
5	COMPANY LOGO - SEE RIGHT	

## 2. Declaration of the person in charge

The person in charge is someone in a position of authority, such as a vice-president, a plant manager or a chief engineer.

### 2.1 Design

I, the undersigned, David M. Rakos Chief Engineer,  
(Name of the person in charge) (Title of the person in charge)

from Acme Cryogenics, Inc., located at 2801 Mitchell Avenue, Allentown, PA, 18103, USA  
(Company's name) (Plant's address)


hereby declare that the above-mentioned fittings and subject to the Regulation respecting pressure installations:

comply with the requirements of the ANSI/ASME codes as to their dimensions, identification, material and purpose  
or  
 are not covered by the ANSI/ASME codes, but are in compliance with ASME B31.3, ~~ASME B31.12~~  
(Name of code or standard)

code or standard and are designed according to the best current engineering practice, as proven by the enclosed approval report.

### 2.2 Manufacturing quality control

I further declare that the manufacture of these fittings is controlled by a quality control program that complies with the requirements of the following code: CSA B51, and has been verified by TUV Rheinland.  
(Name of code) (Authorized agency)

Signature of the person in charge: 

Date (yyyy-mm-dd): 2024-05-29

### 3. Declaration of commissioner for oaths

I certify that this declaration has been administered before me, at Allentown, PA, on 2024-05-28.  
(Location) (Date (yyyy-mm-dd)):

Signature of commissioner for oaths:

Date (yyyy-mm-dd): 2024-05-28

Stamp the seal:

Commonwealth of Pennsylvania - Notary Seal  
SARAH PAINTER - Notary Public  
Lehigh County  
My Commission Expires August 10, 2026  
Commission Number 1424224

### 4. Registration confirmation (for RBQ's use only)

As far as I know, this application complies with the requirements of the Act and with standard CSA B51, Part 1, section 4.2, and is accepted for registration in the class \_\_\_\_\_.

This registration expires in ten (10) years after the date of registration indicated above, and it must be validated again after this period.

Canadian registration number (CRN):

Registration date (yyyy-mm-dd):



#### Documents to attach

Any application registration for fittings must include these documents:

- Statutory Declaration Registration of Fittings (2 copies)
- Detailed calculations or burst test report (1 copy)
- Detailed technical drawings or catalogues (2 copies)
- Example of the manufacturer's marking (1 copy)
- Proof that a valid and approved quality control program has been implemented (1 copy)
- Form Application for design registration (1 copy)

#### Sending the form

This declaration is necessary to submit an application for design registration. Design registration applications must be sent by email only to [enregistrementdesplans@rbq.gouv.qc.ca](mailto:enregistrementdesplans@rbq.gouv.qc.ca).

Documents must be in PDF format and in separate files.