



345 Carlingview Drive
Toronto, Ontario
CANADA M9W 6N9
Tel.: 416.734.3300
Fax.: 416.231.1626
Toll Free: 1.877.682.8772
www.tssa.org

March 08, 2019

SCOTT ISLIP
ROUND ENGINEERING INC
10 SEGWUN RD
WATERDOWN ON L8B 0K6
CA

Service Request Type.: BPV-National ACI Central
Service Request No.: 2454008
Your Reference No.: R-0987
Registered to.: API HEAT TRANSFER

Dear SCOTT ISLIP,

Please find enclosed the original response from PEI,NS,NB,NFLD,YK,NWT,NU, registered under the CRN No.: R4873.59870YTN.

As all jurisdictional fees are handled by the Technical Standards and Safety Authority (TSSA), you do not pay any jurisdictions directly.

Should you have any questions or require further assistance, I will be happy to assist you.
For general enquiries, please contact a Customer Service Advisor at 1.877.682.TSSA (8772) or e-mail customerservices@tssa.org. When contacting TSSA regarding this file, please refer to the Service Request number provided above.

Yours truly,

Tanya Francis
Administrative Assistant_ BPV Engineering
Tel : 416-734-3423
Fax : 416-231-6183
Email : tfrancis@tssa.org

ACI Central Inc.

20 McAuley Court, Charlottetown, PE C1A 9M7
 P.O. Box 53, Charlottetown, PE C1A 7K1. Phone: 902-566-1975, Fax: 902-566-3133

Recommendation to Register – Pressure Vessel Design

To: Steve Townsend

Date: 12/12/2018

From: ACI Central Inc.

Manufacturer: API Heat Transfer
 2777 Warden Ave
 Buffalo, NY 14225

Manufacturer #: PV-9378

Subject: ACI Central Design Review

The product described on this form has satisfied the requirements for review of pressure vessel designs established by the Directors of ACI Central at their September 1994 meeting in Moncton, New Brunswick. We recommend this design be registered in your Jurisdiction under;

CRN: R4873.5

Unit Description	Drawing Number	Service	Design Code
Oil Cooler	1510-08-036-024 rev 0	Non Lethal	ASME Sect VIII Div. 1

Shell Side		Tube Side	
MAWP @ TEMP	MDMT @ MAWP	MAWP @ TEMP	MDMT @ MAWP
300 PSI @ 300 F	+ 20 F @ 300 PSI	150 PSI @ 300 F	+ 20 F @ 150 PSI

Test Pressure: Hydro: 390 PSI Pneu:	Test Pressure: Hydro: 195 PSI Pneu:
-------------------------------------	-------------------------------------

Part	Material	Des. t"	Act. t"	CA"	% EF	RT	PWHT	Dimensions	Notes
Shell	SA 53 B	0.242	0.277	0.063	100			OD": 8.625"	
TSheet	SA 516 70	0.8066	0.938	0.125				OAL": 40.50"	
Tubes	S8 75 C12200	0.0165	0.018	-	100			W":	
Head	SA 516 70N		1.250	0.063	100			H":	
								HS FT²:	

Notes:

- 1- The return of this form, bearing the signature and stamp of the Jurisdiction will legally establish the CRN shown on this form.
- 2- A copy of the Design bearing the CRN will be sent to the Manufacturer.
- 3- Details including service conditions will be posted on the 'Silent Inspector' Bulletin Board.
- 4- Copies of the Design and Specifications are available to ACIC Members on demand.
- 5- The form will be a permanent ACIC record.
- 6- To reduce turnaround times to a minimum fax your response to 902-566-3133.

ACIC Log#: 27880

Description: Oil Cooler, LS-160 (200 HP)
 ASME Stamp, National Board Registered

This space is for Jurisdictional stamp and signature

ACCEPTED
PROVINCE OF PRINCE EDWARD ISLAND
COMMUNITIES, LAND & ENVIRONMENT

C.R.N. R4873.59
 DATE: Dec 14/18

INSPECTION SERVICES SECTION
BOILER/PRESSURE VESSEL BRANCH

ACI Central Inc.

20 McAulay Court, Charlottetown, PE C1A 9M7
 P.O. Box 53, Charlottetown, PE C1A 7K1. Phone: 902-566-1975, Fax: 902-566-3133

Recommendation to Register - Pressure Vessel Design

To: Donnie Ehler

Date: 12/12/2018

From: ACI Central Inc.

Manufacturer: API Heat Transfer
 2777 Walden Ave
 Buffalo, NY 14225

Manufacturer #: PV-9378

Subject: ACI Central Design Review

The product described on this form has satisfied the requirements for review of pressure vessel designs established by the Directors of ACI Central at their September 1994 meeting in Moncton, New Brunswick. We recommend this design be registered in your Jurisdiction under:

CRN: R4873.5

Unit Description	Drawing Number	Service	Design Code
Oil Cooler	1510-08-036-024 rev 0	Non Lethal	ASME Sect VIII Div. 1

Shell Side		Tube Side	
MAWP @ TEMP	MDMT @ MAWP	MAWP @ TEMP	MDMT @ MAWP
300 PSI @ 300 F	+ 20 F @ 300 PSI	150 PSI @ 300 F	+ 20 F @ 150 PSI

Test Pressure: Hydro: 390 PSI Pneu:	Test Pressure: Hydro: 195 PSI Pneu:
-------------------------------------	-------------------------------------

Part	Material	Des. t"	Act. t"	CA"	% EF	RT	PWHT	Dimensions	Notes
Shel	SA 53 B	0.242	0.277	0.063	100			OD": 8.625"	
T.Sheet	SA 516 70	0.6065	0.938	0.125				OAL": 40.50"	
Tubes	SB 75 C12200	0.0165	0.018	-	100			W":	
Head	SA 516 70N		1.250	0.063	100			H":	
								HS FT":	


Notes:

- 1- The return of this form, bearing the signature and stamp of the Jurisdiction will legally establish the CRN shown on this form.
- 2- A copy of the Design bearing the CRN will be sent to the Manufacturer.
- 3- Details including service conditions will be posted on the 'Silent Inspector' Bulletin Board.
- 4- Copies of the Design and Specifications are available to ACIC Members on demand.
- 5- The form will be a permanent ACIC record.
- 6- To reduce turnaround times to a minimum fax your response to 902-566-3133.

ACIC Log#: 27880

Description: Oil Cooler, LS-160 (200 HP)
 ASME Stamp, National Board Registered

This space is for Jurisdictional stamp and signature



ACI Central Inc.

20 McAulay Court, Charlottetown, PE C1A 9M7
 P.O. Box 53, Charlottetown, PE C1A 7K1. Phone: 902-566-1975, Fax: 902-566-3133

Recommendation to Register – Pressure Vessel Design

To: Stephen Higdon

Date: 12/12/2018

From: ACI Central Inc.

Manufacturer: API Heat Transfer
 2777 Walden Ave
 Buffalo, NY 14225

Manufacturer #: PV-9378

Subject: ACI Central Design Review

The product described on this form has satisfied the requirements for review of pressure vessel designs established by the Directors of ACI Central at their September 1994 meeting in Moncton, New Brunswick. We recommend this design be registered in your Jurisdiction under:

CRN: R4873.5

Unit Description	Drawing Number	Service	Design Code
Oil Cooler	1510-08-036-024 rev 0	Non Lethal	ASME Sect VIII Div. 1
Shell Side		Tube Side	
MAWP @ TEMP	MDMT @ MAWP	MAWP @ TEMP	MDMT @ MAWP
300 PSI @ 300 F	+ 20 F @ 300 PSI	150 PSI @ 300 F	+ 20 F @ 150 PSI


Test Pressure: Hydro: 390 PSI Pneu: _____ Test Pressure: Hydro: 195 PSI Pneu: _____

Part	Material	Des. t"	Act. t"	CA"	% EF	RT	PWHT	Dimensions	Notes
Shell	SA 53 B	0.242	0.277	0.063	100			OD": 8.625"	
TSheet	SA 516 70	0.6065	0.938	0.125				OAL": 40.50"	
Tubes	SB 75 C12200	0.0165	0.018	-	100			W": _____	
Head	SA 516 70N		1.250	0.083	100			H": _____	
								HS FT": _____	

- Notes:**
- 1- The return of this form, bearing the signature and stamp of the Jurisdiction will legally establish the CRN shown on this form.
 - 2- A copy of the Design bearing the CRN will be sent to the Manufacturer.
 - 3- Details including service conditions will be posted on the 'Silent Inspector' Bulletin Board.
 - 4- Copies of the Design and Specifications are available to ACIC Members on demand.
 - 5- The form will be a permanent ACIC record.
 - 6- To reduce turnaround times to a minimum fax your response to 902-566-3133.

ACIC Log#: 27880
Description: Oil Cooler, LS-160 (200 HP)
 ASME Stamp, National Board Registered

This space is for Jurisdictional stamp and signature


 Registered **R4873.50**
 Date **28 DEC 2018**
 Engineering and Inspection Services
 Registered by *[Signature]*
 UNDER THE AUTHORITY OF THE
 PUBLIC SAFETY ACT AND
 THE BORER, PRESSURE VESSEL AND
 COMPRESSED GAS REGULATIONS

ACI Central Inc.

20 McAulay Court, Charlottetown, PE C1A 9M7
 P.O. Box 53, Charlottetown, PE C1A 7K1. Phone: 902-566-1975, Fax: 902-566-3133

Recommendation to Register – Pressure Vessel Design

To: Blair Rawlings

Date: 12/12/2018

From: ACI Central Inc.

Manufacturer: API Heat Transfer
 2777 Walden Ave
 Buffalo, NY 14225

Manufacturer #: PV-9378

Subject: ACI Central Design Review

The product described on this form has satisfied the requirements for review of pressure vessel designs established by the Directors of ACI Central at their September 1994 meeting in Moncton, New Brunswick. We recommend this design be registered in your Jurisdiction under:

CRN: R4873.5

Unit Description	Drawing Number	Service	Design Code
Oil Cooler	1510-08-036-024 rev 0	Non Lethal	ASME Sect VIII Div. 1
Shell Side		Tube Side	
MAWP @ TEMP	MDMT @ MAWP	MAWP @ TEMP	MDMT @ MAWP
300 PSI @ 300 F	+ 20 F @ 300 PSI	150 PSI @ 300 F	+ 20 F @ 150 PSI

Test Pressure: Hydro: 390 PSI Pneu: Test Pressure: Hydro: 195 PSI Pneu:

Part	Material	Des. t"	Act. t"	CA"	% EF	RT	PWHT	Dimensions	Notes
Shell	SA 53 B	0.242	0.277	0.063	100			OD": 8.625"	
T.Sheet	SA 516 70	0.6065	0.938	0.125				OAL": 40.50"	
Tubes	SB 75 C12200	0.0165	0.018	-	100			W":	
Head	SA 516 70N		1.250	0.063	100			H":	
								HS FT²:	


Notes:

- 1- The return of this form, bearing the signature and stamp of the Jurisdiction will legally establish the CRN shown on this form.
- 2- A copy of the Design bearing the CRN will be sent to the Manufacturer.
- 3- Details including service conditions will be posted on the 'Silent Inspector' Bulletin Board.
- 4- Copies of the Design and Specifications are available to ACIC Members on demand.
- 5- The form will be a permanent ACIC record.
- 6- To reduce turnaround times to a minimum fax your response to 902-566-3133.

ACIC Log#: 27880

Description: Oil Cooler, LS-160 (200 HP)
 ASME Stamp, National Board Registered

This space is for Jurisdictional stamp and signature



ACI Central Inc.

20 McAulay Court, Charlottetown, PE C1A 9M7
 P.O. Box 53, Charlottetown, PE C1A 7K1. Phone: 902-566-1975, Fax: 902-566-3133

Recommendation to Register – Pressure Vessel Design

To: Matthias Mallmen
 From: ACI Central Inc.

Date: 12/12/2018

Manufacturer: API Heat Transfer
 2777 Walden Ave
 Buffalo, NY 14225

Manufacturer #: PV-9378

Subject: ACI Central Design Review

The product described on this form has satisfied the requirements for review of pressure vessel designs established by the Directors of ACI Central at their September 1994 meeting in Moncton, New Brunswick. We recommend this design be registered in your Jurisdiction under:

CRN: R4873.5

Unit Description	Drawing Number	Service	Design Code
Oil Cooler	1510-08-036-024 rev 0	Non Lethal	ASME Sect VIII Div. 1
Shell Side		Tube Side	
MAWP @ TEMP	MDMT @ MAWP	MAWP @ TEMP	MDMT @ MAWP
300 PSI @ 300 F	+ 20 F @ 300 PSI	150 PSI @ 300 F	+ 20 F @ 150 PSI

Test Pressure: Hydro: 390 PSI Pneu:	Test Pressure: Hydro: 195 PSI Pneu:
-------------------------------------	-------------------------------------

Part	Material	Des. t"	Act. t"	CA"	% EF	RT	PWHT	Dimensions	Notes
Shell	SA 53 B	0.242	0.277	0.063	100			OD": 8.625"	
T.Shoot	SA 516 70	0.6065	0.938	0.125				OAL": 40.50"	
Tubes	SB 75 C12200	0.0165	0.018	-	100			W":	
Head	SA 516 70N		1.250	0.063	100			H":	
								HS FT":	


Notes:

- 1- The return of this form, bearing the signature and stamp of the Jurisdiction will legally establish the CRN shown on this form.
- 2- A copy of the Design bearing the CRN will be sent to the Manufacturer.
- 3- Details including service conditions will be posted on the 'Silent Inspector' Bulletin Board.
- 4- Copies of the Design and Specifications are available to ACIC Members on demand.
- 5- The form will be a permanent ACIC record.
- 6- To reduce turnaround times to a minimum fax your response to 902-566-3133.

ACIC Log#: 27880

Description: Oil Cooler, LS-160 (200 HP)
 ASME Stamp, National Board Registered

This space is for Jurisdictional stamp and signature



ACI Central Inc.

20 McAulay Court, Charlottetown, PE C1A 9M7
 P.O. Box 53, Charlottetown PE C1A 7K1 Phone: 902-566-1975, Fax: 902-566-3133

Recommendation to Register – Pressure Vessel Design

To: Muhammad Wani

Date: 12/12/2018

From: ACI Central Inc.

Manufacturer: API Heat Transfer
 2777 Walden Ave
 Buffalo NY 14225

Manufacturer #: PV-9378

Subject: ACI Central Design Review

The product described on this form has satisfied the requirements for review of pressure vessel designs established by the Directors of ACI Central at their September 1994 meeting in Moncton, New Brunswick. We recommend this design be registered in your Jurisdiction under:

CRN: R4873.5

Unit Description	Drawing Number	Service	Design Code
Oil Cooler	1510-08-036-024 rev 0	Non Lethal	ASME Sect VIII Div 1
Shell Side		Tube Side	
MAWP @ TEMP	MDMT @ MAWP	MAWP @ TEMP	MDMT @ MAWP
300 PSI @ 300 F	+ 20 F @ 300 PSI	150 PSI @ 300 F	+ 20 F @ 150 PSI
Test Pressure: Hydro: 300 PSI	Pneu:	Test Pressure: Hydro: 195 PSI	Pneu:


Part	Material	Des. t"	Act. t"	CA"	% EF	RT	PWHT	Dimensions	Notes
Shell	SA 53 B	0.242	0.277	0.063	100			OD: 8.625"	
T.Sheet	SA 516 70	0.6065	0.938	0.125				OAL: 40.50"	
Tubes	SB 75 C12200	0.0165	0.018	-	100			W":	
Head	SA 516 70N		1.250	0.063	100			H":	
								HS FT:	

Notes:

- The return of this form bearing the signature and stamp of the Jurisdiction will legally establish the CRN shown on this form.
- A copy of the Design bearing the CRN will be sent to the Manufacturer.
- Details including service conditions will be posted on the "Silent Inspector" Bulletin Board.
- Copies of the Design and Specifications are available to ACIC Members on demand.
- The form will be a permanent ACIC record.
- To reduce turnaround times to a minimum fax your response to 902-566-3133.

ACIC Log # 27880


Description: Oil Cooler, LS-160 (200 HP)
 ASME Stamp, National Board Registered

The Province of Newfoundland and Labrador
 **NUNAVUT**
 Boilers and Pressure Vessels Act

REGISTERED

CRN R4873.5N

Date Dec 14, 2018

Signed 
 Chief Inspector

Territorial Registration Fee